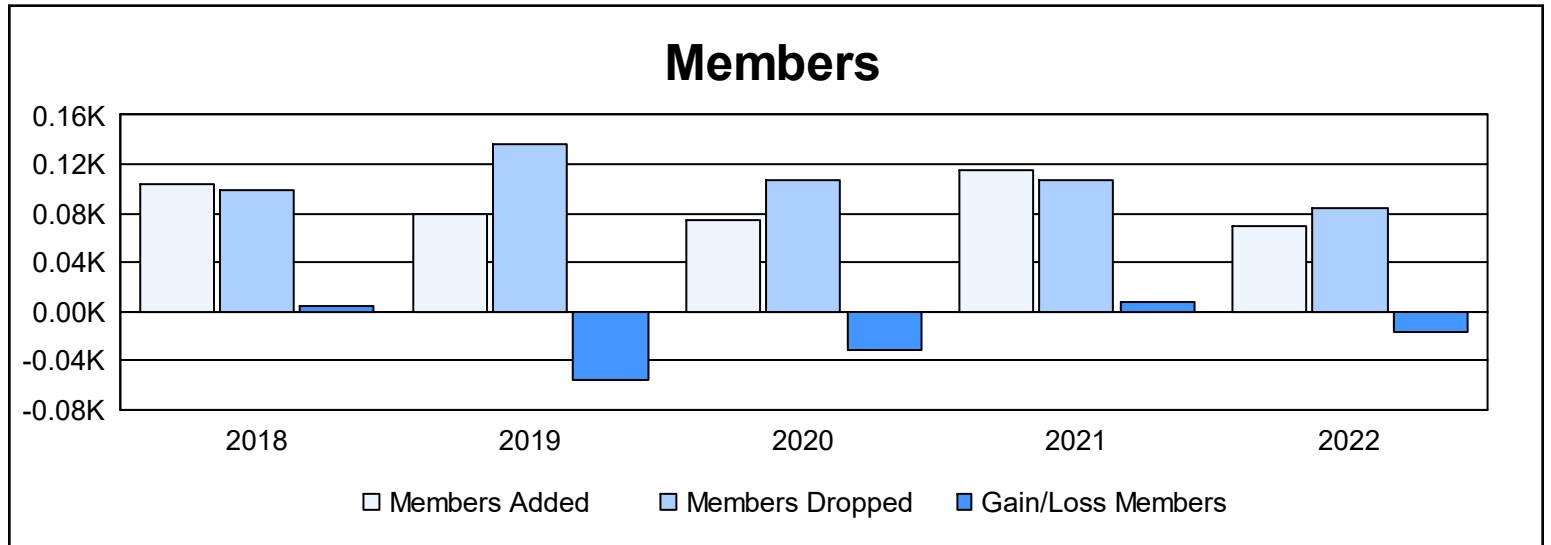
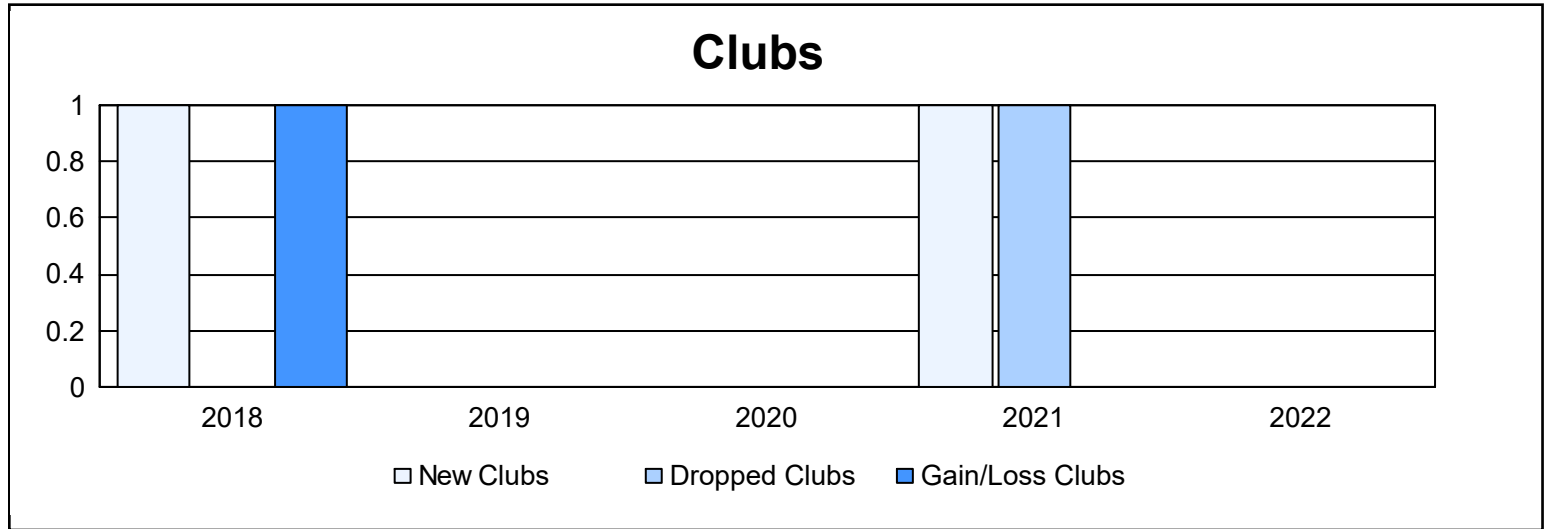
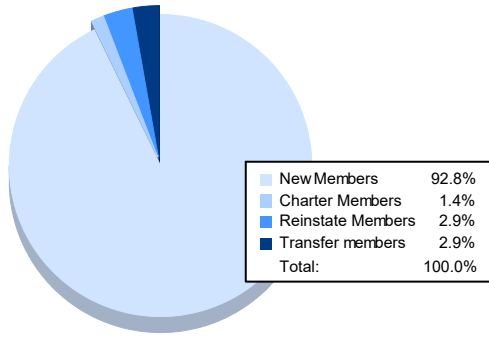


Year	New Clubs	Dropped Clubs	Gain/ Loss Clubs	New Members	Charter Members	Reinstate Members	Transfer Members	Total Member Added	Total Members Dropped	Gain/ Loss Members
2017-2018	1	0	1	51	50	2	0	103	99	4
2018-2019	0	0	0	69	0	1	10	80	136	-56
2019-2020	0	0	0	73	0	2	0	75	107	-32
2020-2021	1	1	0	60	50	4	1	115	107	8
2021-2022	0	0	0	64	1	2	2	69	85	-16
<b>Average</b>	<b>0</b>	<b>0</b>	<b>0</b>	<b>63</b>	<b>20</b>	<b>2</b>	<b>3</b>	<b>88</b>	<b>107</b>	<b>-18</b>



### Membership Composition June 2022 Cumulative



### Gender Composition June 2022 Cumulative

